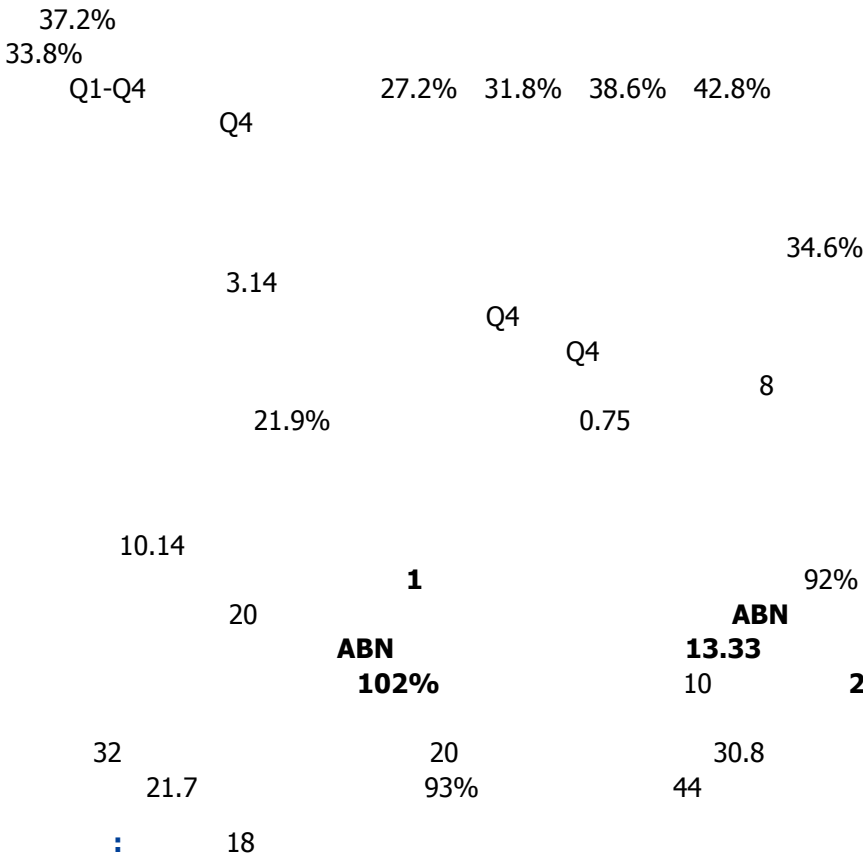


# 002271.SZ

Q4



	21.09
( )	31,468.02
( )	1,492.08
(%)	66.58
30 ( )	14.97



S0680518030009  
huangshitao@gszq.com

S0680518010005  
fangdalei@gszq.com

2019-2021	EPS	1.27	1.59	1.98	PE	16.6	13.3
10.7							

1  
2019-02-26

2  
2018-10-23

	2017A	2018A	2019E	2020E	2021E
	10293	14,046	17,609	21,570	26,328
yoy %	47.0	36.5	25.4	22.5	22.1
	1238.8	1,508	1,898	2,367	2,949
yoy %	20.4	21.7	25.9	24.7	24.6
EPS /	0.8	1.0	1.3	1.6	2.0
%	18.0	18.7	19.0	19.5	19.9
P/E	25.4	20.9	16.6	13.3	10.7
P/B	5.0	4.2	3.4	2.7	2.2



	2017A	2018A	2019E	2020E	2021E		2017A	2018A	2019E	2020E	2021E
	9331	13952	16779	18552	21226		10293	14046	17609	21570	26328
	2423	4855	4621	3755	2995		6409	9187	11461	14035	17094
	4282	4511	6161	8219	9939		99	122	158	194	237
	144	0	587	197	760		1180	1699	2113	2437	2896
	293	376	630	603	783		1048	917	1321	1596	1948
	1509	2172	2506	3467	3965		103	193	282	377	439
	680	2038	2275	2311	2783		132	62	141	280	395
	3986	5699	6588	7405	8202		0	0	0	0	0
	0	0	0	0	0		0	3	150	130	150
	1911	3032	3722	4365	5004		1432	1818	2283	2780	3469
	626	962	1095	1240	1384		14	15	13	14	15
	1449	1706	1771	1800	1813		9	10	8	7	10
	13317	19652	23368	25957	29427						

	.....	4
Q4	.....	4
	.....	4
	.....	5
	.....	5
	.....	6
	.....	6
1	.....	4
2	.....	4
3	.....	5
4	.....	5
5	.....	5
6	.....	6
7	.....	6

**2018**  
15.08  
15.95%

140.46  
21.75%

36.46%  
13.23

**Q4**

✓

33.8%

37.7%

37.2%

39.76

73.19

37.2%

19.5

6.8

30%

27.2%

31.8%

38.6%


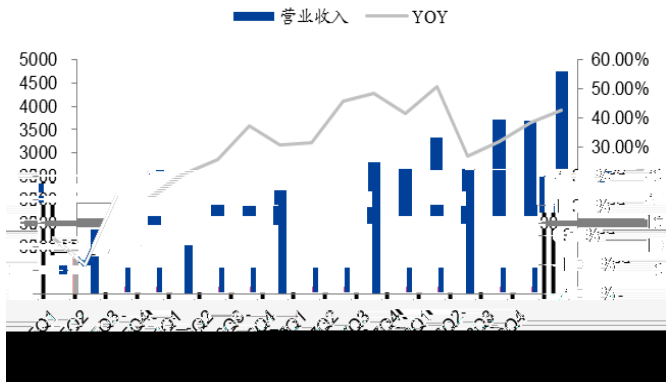
42.8%

Q1-Q4  
Q4

**37.2%**

1

2



**3.14**

**1**

38.85%

2.36

36.7%

18

3.66

**34.6%**

2018

37.41% 36.05% 30.71%

2

Q1-Q4

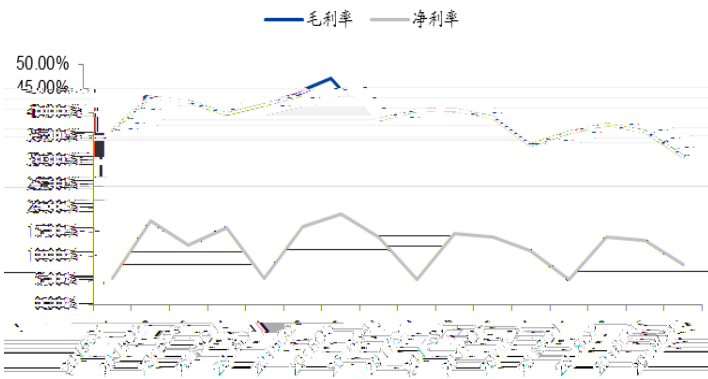
4.3 3.1 2.9 2.6

35.95%

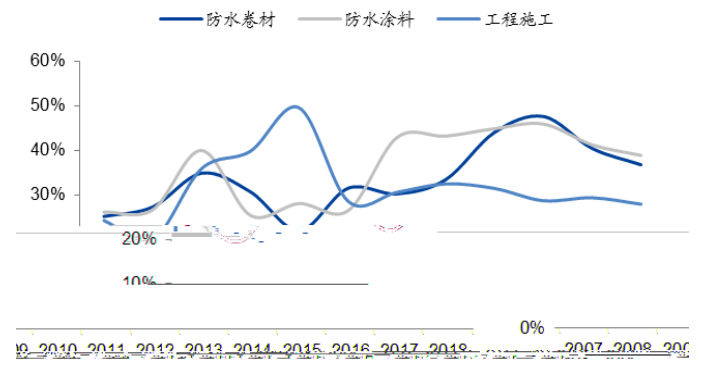
Q4

8

3

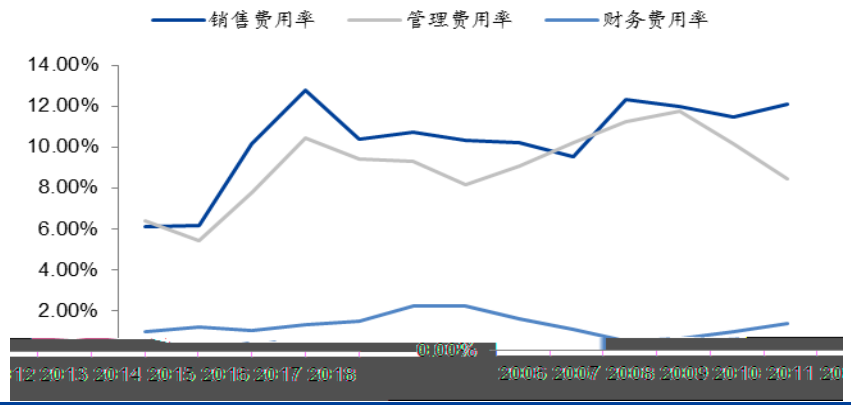


4



12.09%	21.9%	0.75	1
0.62	8.44%	1.74	
<b>104%</b>	<b>80%</b>	<b>40%</b>	<b>31%</b>
3	<b>0.44</b>	<b>1.6</b>	<b>58.84%</b>
	1.37%	0.37	
	<b>37</b>	<b>24</b>	
	<b>10.61</b>		

5



0.24	10.14	2017	1
<b>45</b>	<b>60.6</b>	<b>15.5</b>	<b>11.7</b>
	<b>3</b>	92%	

	20			<b>ABN</b>			
<b>ABN</b>	102%		10	<b>13.33</b>			
				<b>2</b>			
				32		20	
	30.8		21.7		93%		44

6

7

18

PE 16.6

2019-2021 EPS 1.27 1.59



“ ”

,

“

”

“

”

	6		15%
300	A		5%~15%
			-5%~+5%
			5%
500			10%
			-10%~+10%
			10%

35

100033  
 010-57671718  
 gsresearch@gszq.com

868

One56 10

200120  
 021-38934111  
 gsresearch@gszq.com

1115

330038  
 0791-86281485  
 gsresearch@gszq.com

5033

101

518033  
 gsresearch@gszq.com